

IMPORTANT

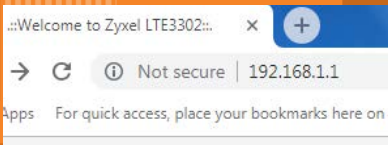
External Antenna Usage Notice

ZYXEL

How to switch between internal and external antenna.

Step 1

Open your web browser (Google Chrome, Firefox, Internet Explorer, Safari etc.) Enter the device IP address 192.168.1.1 in the search bar. You will be directed to the Zyxel configuration interface login screen.




Step 2

Enter the username and password to login to the device.

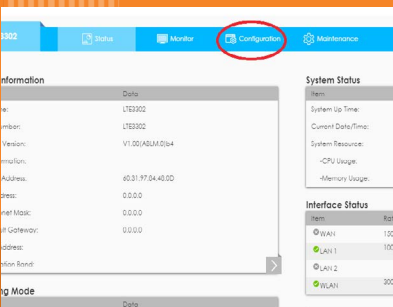
The default username and password is:

- **Username:** admin
- **Password:** 1234



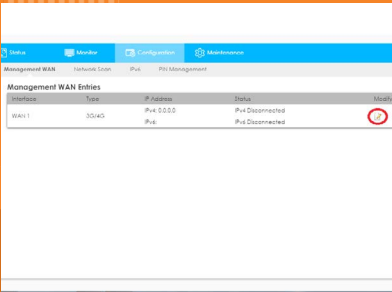
Step 3


Once you have logged in, click on the "Configuration" tab in the blue menu bar. You will be directed to "Management WAN Entries".



Step 4

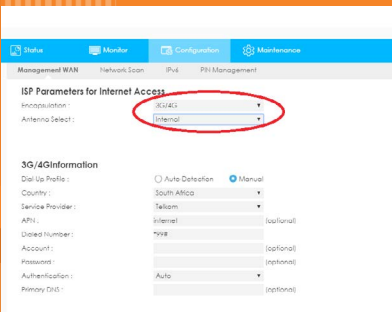
In the Management WAN Entries table click on the edit icon right in the “Modify” column in the “WAN1” row.



Interface	Type	IP Address	Status	Modify
WAN1	3G/4G	IPv4: 8.8.8.8 IPv6: Disconnected	IPv4 Disconnected IPv6 Disconnected	

Step 5

Once you have clicked on the “Modify” icon, you will be directed to the “Management WAN” page. Below the “ISP Parameters for Internet Access” you will see the “Antenna Select” option.



ISP Parameters for Internet Access

IPsec Protection: Disabled Enabled

Antenna Select:

3G/4G Information

Dial Up Profile: Auto Detection Manual

Country:

Service Provider:

APN: (optional)

Dialer Number: (optional)

Account: (optional)

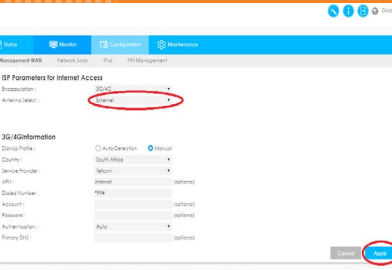
Password: (optional)

Authentication: (optional)

Primary DNS: (optional)

Step 6

Click on the drop down arrow in the grey block next to “Antenna Select” option. Click and select “External” to allow external antennas to be used or “Internal” if you do not want to make use of the external antennas. Once you have made your selection click “Apply” to confirm changes.



ISP Parameters for Internet Access

IPsec Protection: Disabled Enabled

Antenna Select:

3G/4G Information

Dial Up Profile: Auto Detection Manual

Country:

Service Provider:

APN: (optional)

Dialer Number: (optional)

Account: (optional)

Password: (optional)

Authentication: (optional)

Primary DNS: (optional)



ZYXEL